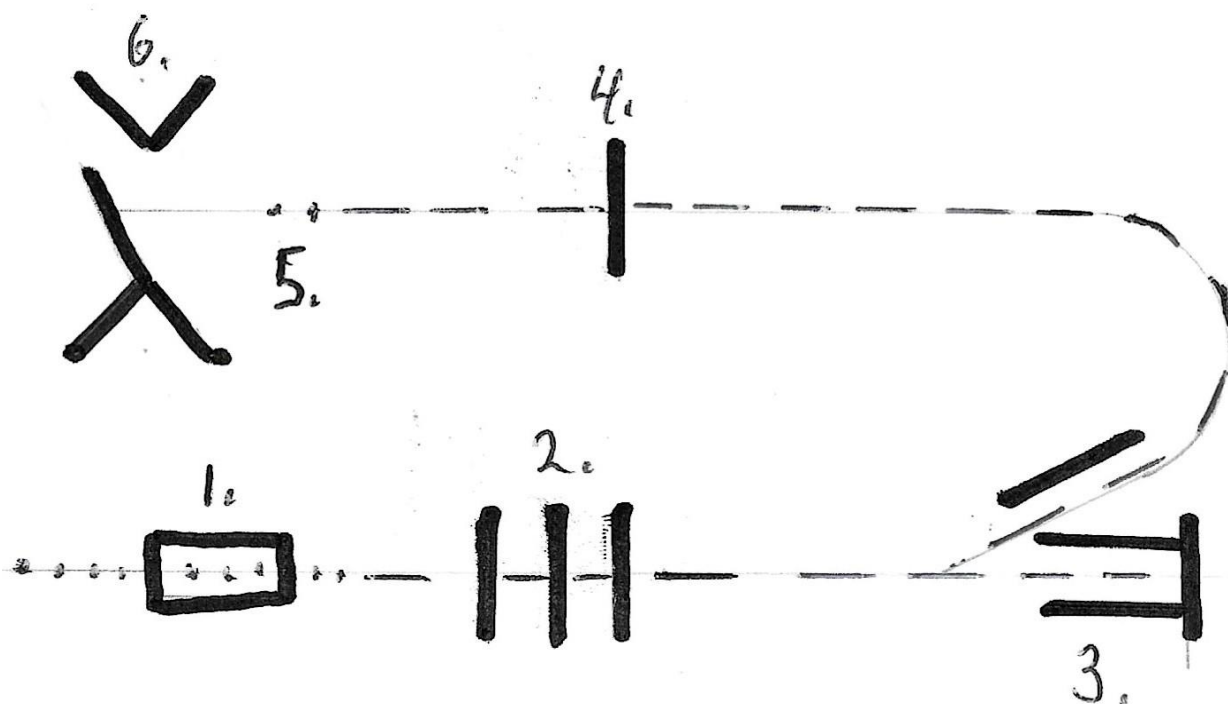


Hawkeye Ranch Horse Classic

Thursday July 25 & Sunday July 28, 2024

All Breed Yearling Ranch Trail



1. Walk over bridge.
2. Trot to an over 3 logs.
3. Trot to log chute back out of log chute to the left.
4. Trot to log jump.
5. Trot to gate walk a couple of steps. Stop and check one front and one hind hoof. (Can ground tie if you wish.)
6. Open and proceed thru gate, close gate, exit arena.

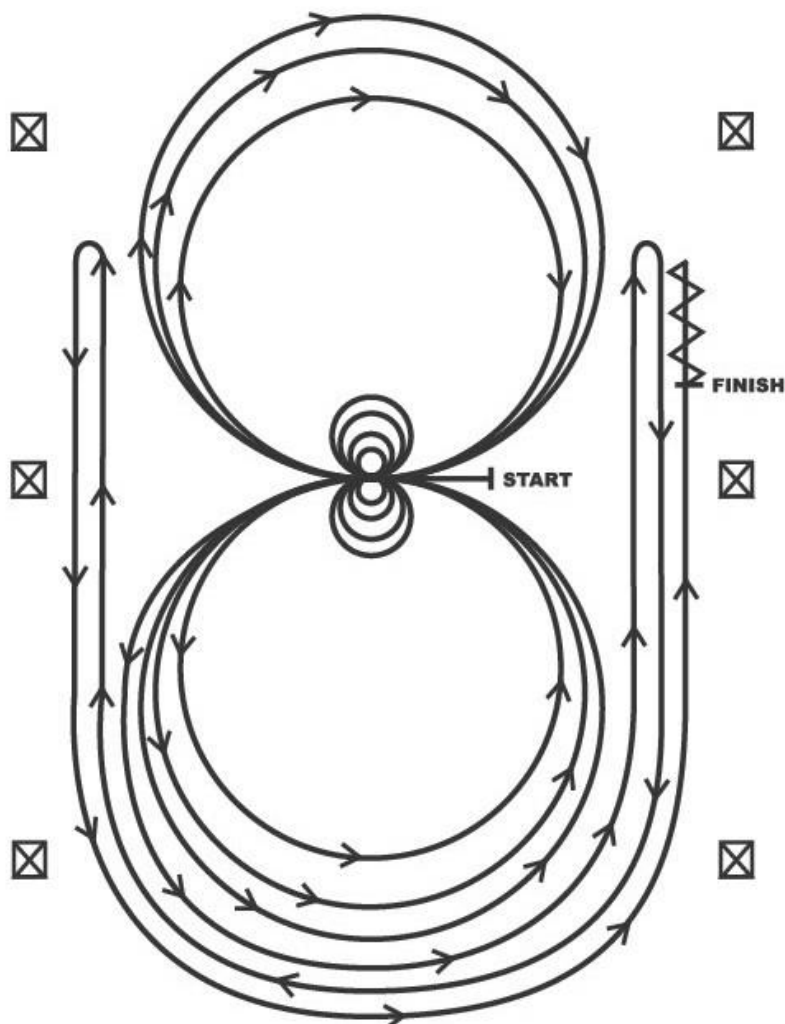


Hawkeye Ranch Horse Classic

Thursday July 25, 2024


AQHA Reining Open, Amateur & Youth

REINING PATTERN 6



Horses may walk or jog to the center of arena. Horses must walk or stop prior to starting pattern. Beginning at the center of the arena facing the left wall or fence.

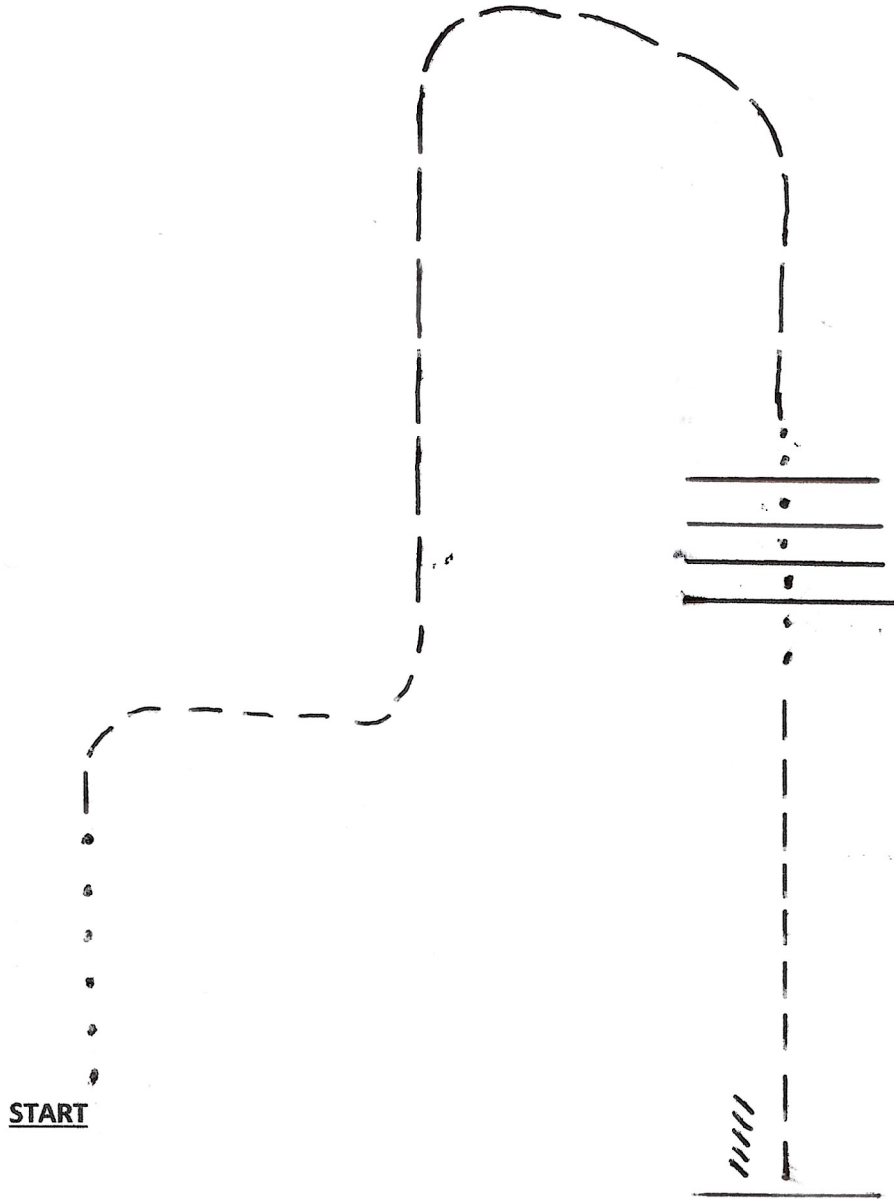
1. Complete four spins to the right. Hesitate.
2. Complete four spins to the left. Hesitate.
3. Beginning on the left lead, complete three circles to the left: the first two circles large and fast; the third circle small and slow. Change leads at the center of the arena.
4. Complete three circles to the right: the first two circles large and fast; the third circle small and slow. Change leads at the center of the arena.
5. Begin a large circle to the left but do not close this circle. Run up the right side of the arena past the center marker and do a right rollback at least twenty feet (six meters) from the wall or fence—no hesitation.
6. Continue back around previous circle but do not close this circle. Run up the left side of the arena past the center marker and do a left rollback at least twenty feet (six meters) from the wall or fence—no hesitation.
7. Continue back around previous circle but do not close this circle. Run up the right side of the arena past the center marker and do a sliding stop at least twenty feet (six meters) from the wall or fence. Back up at least ten feet (three meters). Hesitate to demonstrate the completion of the pattern.



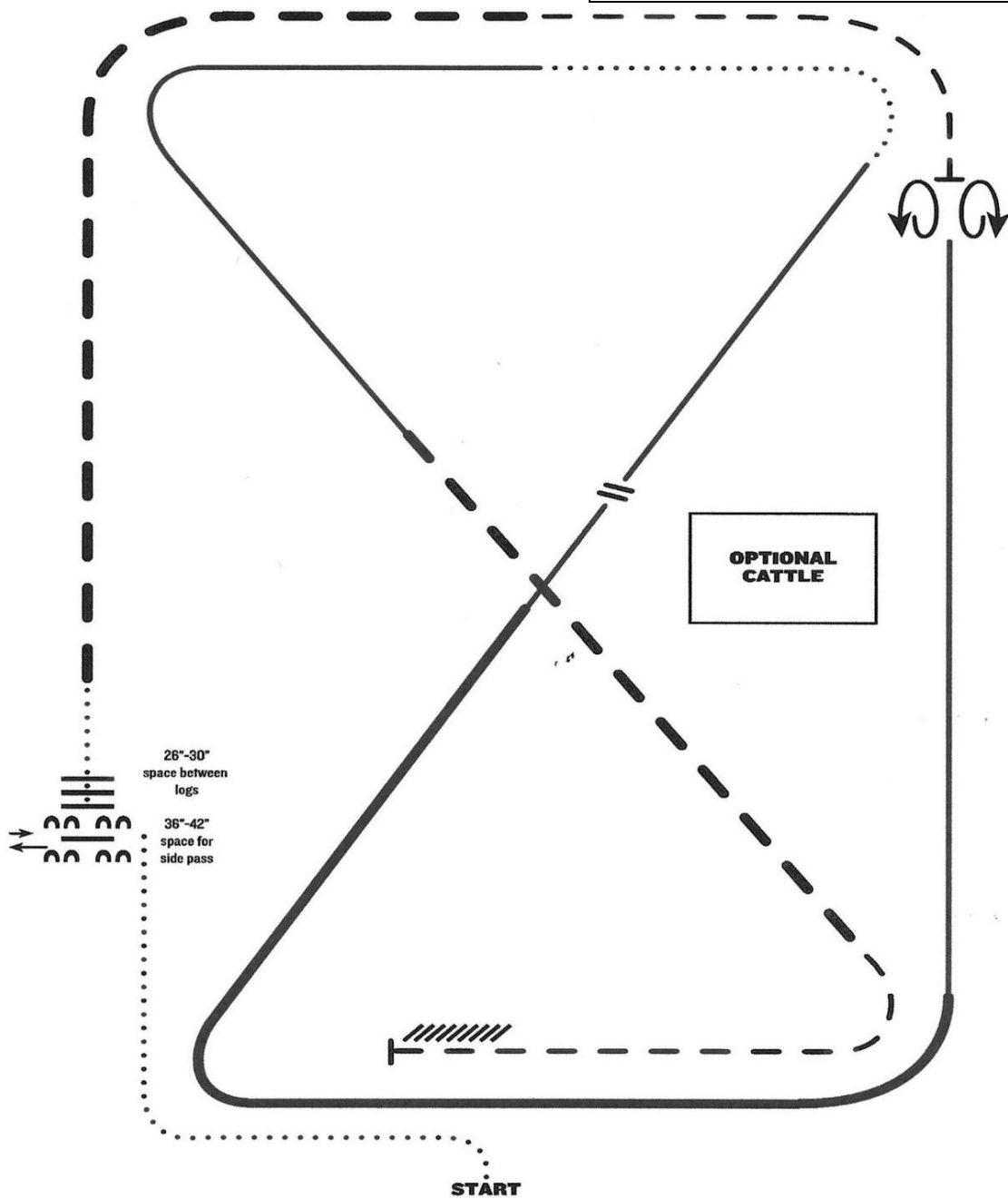
Hawkeye Ranch Horse Classic

THURSDAY, JULY 25 & SUNDAY JULY 28, 2024

17 IQHA 9 & UNDER WALK TROT RANCH RIDING



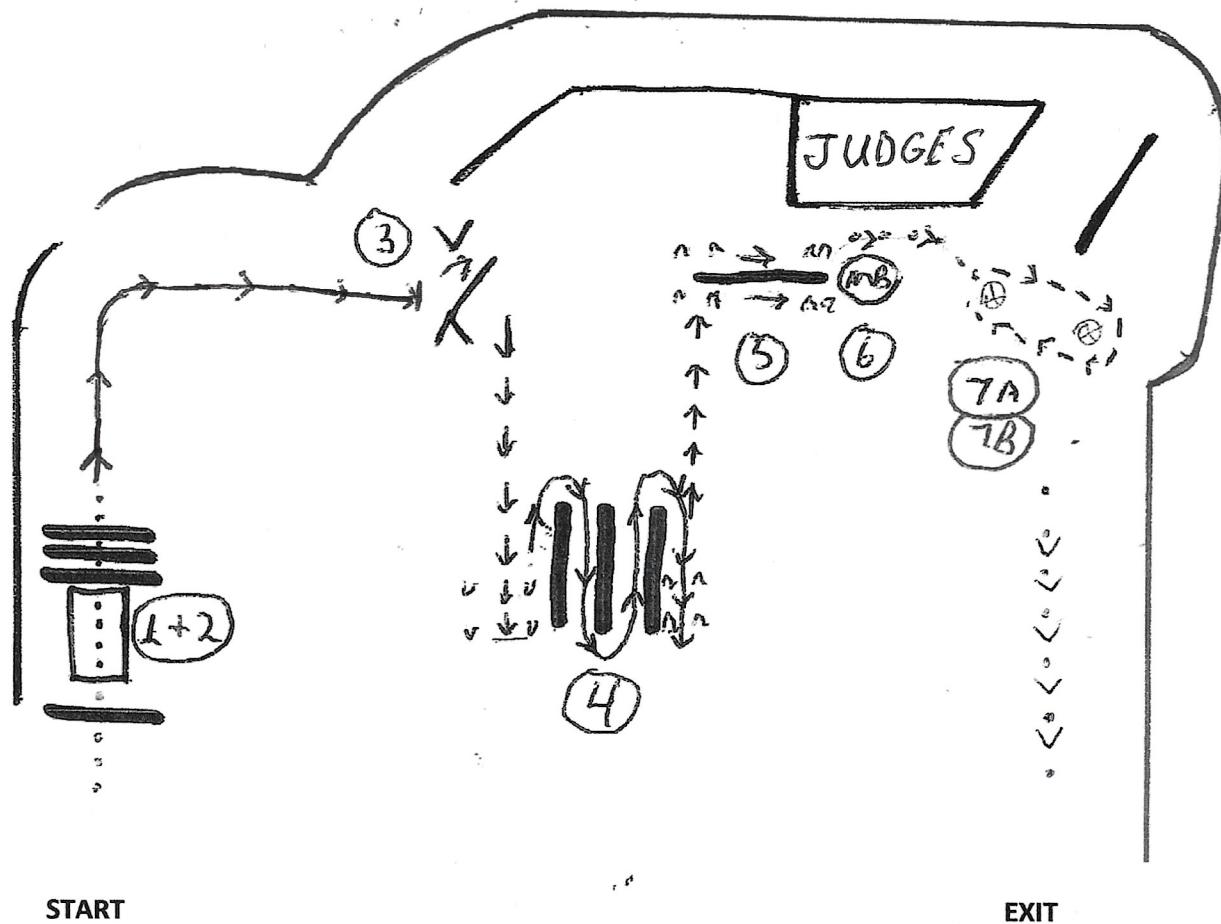
1. Walk
2. Trot
3. Extended Trot
4. Drop to Walk
5. Walk over Logs
6. Trot
7. Stop & Back



1. Walk
2. Side pass left across first log, side pass 1/2 way to right
3. Walk over logs
4. Extended trot
5. Trot
6. Stop, 360° turn each direction (either direction 1st) (L-R or R-L)
7. Lope right lead
8. Extended lope right lead
9. Collect lope, change leads (simple or flying), continue lope left lead
10. Walk
11. Lope left lead
12. Extended trot
13. Trot
14. Stop and back

LEGEND

- Walk
- ... Extended Walk
- - - Trot
- - - Extended Trot
- Lope
- Extended Lope
- //// Back
- \\ Lead Change



START

EXIT



Hawkeye Ranch Horse Classic

2022 AQHA VERSATILITY RANCH HORSE SHOW IN 2022

4 Versatility Ranch Horse Shows
Select AQHA Ranch Classes
North Iowa Fairgrounds, Mason City, Iowa

**Thursday
Ranch Trail**

Walk:

Long Trot: _____

Lope: _____

1 & 2. **START**, walk over log, and cross bridge continuing to walk over 3 logs.

3. Lope on right hand lead to gate, open right-hand gate, and ride thru and close gate.

4. Long trot to back thru logs as drawn. Stop and back thru logs as drawn. (Long trot to side pass log.)

5 & 6. Straddle log and side pass right to mailbox. Open mailbox and show letter to judges. (Walk to obstacles 7A/7B (Drag or Gunny Sack).

7A. Drag:

(Open & Amateur/Non-Pro only) Drag sled at the trot as drawn. Return sled to its starting position. **(Exit at the walk)**

(VRH Limited & Rookie Amateur) Drag sled at the walk as drawn. Return sled to its starting position. **(Exit at the walk)**

7B. Gunny Sack: **(Youth only)**

(Youth) Take rope attached to gunny sack from its place, lift, carry gunny sack across your lap and ride around the two markers at the walk, returning gunny sack to its starting position.

7B. Gunny Sack:**(VRH Limited Youth & Rookie Youth)** Take rope from its place and lift it up a minimum of 2 feet above the ground. Rehang rope on its hanging spot. **(Exit at the walk)**